

**Measurable Residual Disease for AML by Flow Cytometry (Not Accredited) Programme**  
**All Participant Report**

Distribution - 222304

Sample - 055

Participant ID - 43347

Date Issued - 20 March 2023

Closing Date - 11 April 2023

Machine Used - FACSCanto II

**Trial Comments**

This exercise was issued to 102 participants of which 80 (78%) returned results at the time of report generation. Of the non returning centres, 9 had requested an extension to the exercise deadline and 2 were pre notified non returns.

**Sample Comments**

The sample was manufactured by UK NEQAS using an AML patient sample and stabilised whole blood

**Results and Performance**

Percentage MRD Population	Your Results (%)	Robust Mean (%)	Robust SD (%)
	0.1900	0.2005	0.0702

Percentage MRD Population	z Score*	Performance Status for this Sample	Performance Status Classification Over 12 Sample Period		
			Satisfactory	Action	Critical
	-0.15	Satisfactory	1	0	2

**\*z Score Limits Definitions**

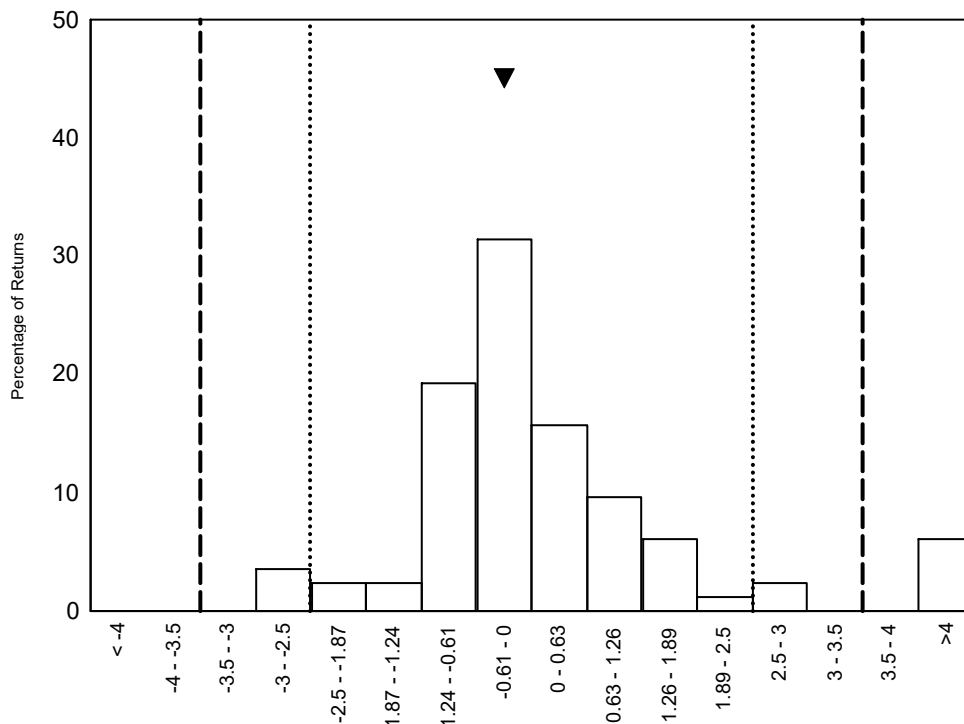
Please note the scale below is applicable to the tables above and to the z score histograms and Shewhart control charts that follow. It is not applicable to the Cusum control charts.



**Histograms of Participant z Scores**

Percentage MRD Population -

Please note ▼ denotes your result

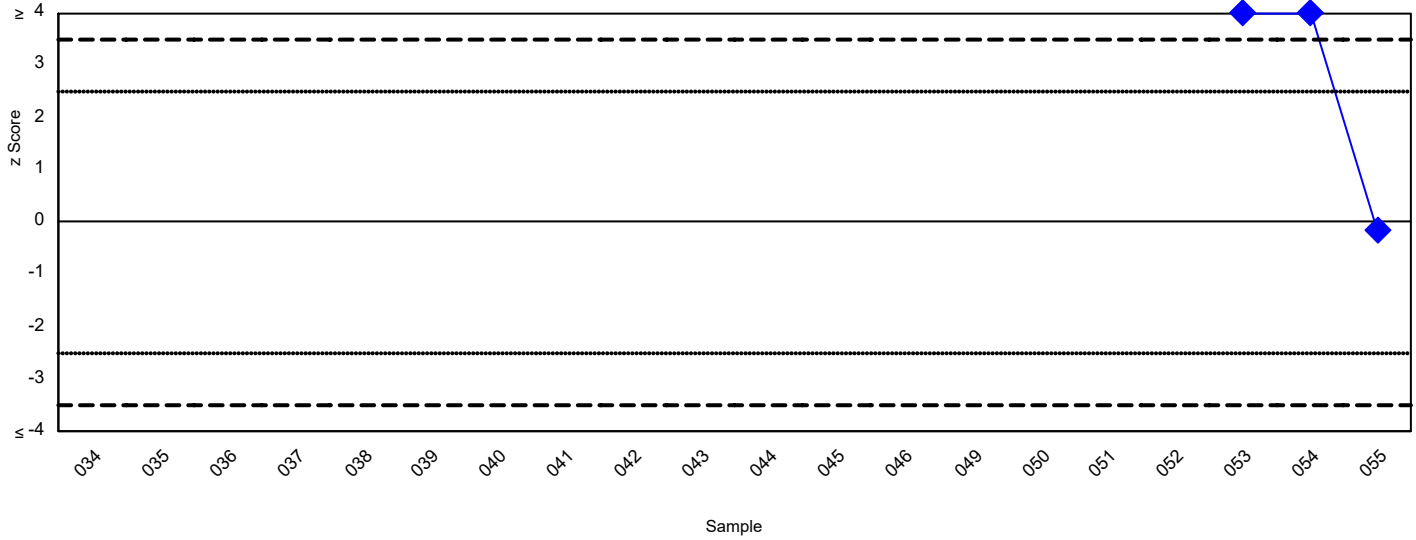


**Measurable Residual Disease for AML by Flow Cytometry (Not Accredited) Programme**

**Shewhart Control Charts**

(Please note each data point represents a single sample)

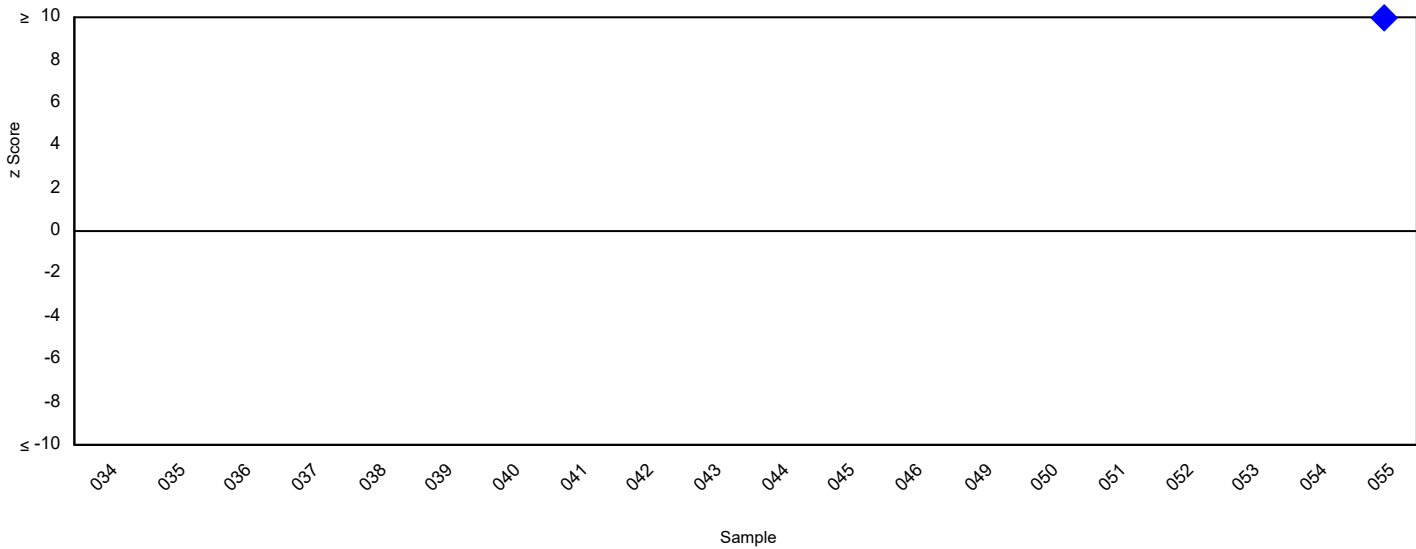
Values (Percentage MRD Population)



**Cusum Control Charts**

(Please note each data point represents the sum of the z scores of the current sample and the two previous samples)

Values (Percentage MRD Population)



**Measurable Residual Disease for AML by Flow Cytometry (Not Accredited) Programme**

**Flow Cytometer Specific Statistics**

(Please note only groups of >0 returns are displayed)

Method	Count Values (%)		
	Returns	Robust Mean	Robust SD
CytoFlex	1	0.0149	0.0000
DxFLEX	6	0.2120	0.0371
FACSCanto	2	0.1876	0.0038
FACSCanto II	24	0.1887	0.0429
FACSLyric	25	0.2122	0.0882
FACSVerse	1	0.2800	0.0000
LSR2	1	0.3100	0.0000
Navios	21	0.1940	0.0640
Northern Lights	1	0.2900	0.0000

**MRD Group Specific Statistics**

(Please note only groups of >0 returns are displayed)

Method	Count Values (%)		
	Returns	Robust Mean	Robust SD
iBFM	7	0.1818	0.0489
NOPHO	11	0.1956	0.0281
Not-Affiliated	54	0.2041	0.0752
Other	7	0.2567	0.0870
UK NCRI AML	1	0.1200	0.0000

**Measurable Residual Disease for AML by Flow Cytometry (Not Accredited) Programme**

Distribution - 222304

Sample - 056

Participant ID - 43347

Date Issued - 20 March 2023

Closing Date - 11 April 2023

Machine Used - FACSCanto II

**Trial Comments**

This exercise was issued to 102 participants of which 80 (78%) returned results at the time of report generation. Of the non returning centres, 9 had requested an extension to the exercise deadline and 2 were pre notified non returns.

**Sample Comments**

The sample was manufactured by UK NEQAS using an AML patient sample and stabilised whole blood


**Results and Performance**

Percentage MRD Population	Your Results (%)	Robust Mean (%)	Robust SD (%)
	0.2900	0.2848	0.0870

Percentage MRD Population	z Score*	Performance Status for this Sample	Performance Status Classification Over 12 Sample Period		
			Satisfactory	Action	Critical
	0.06	Satisfactory	2	0	2

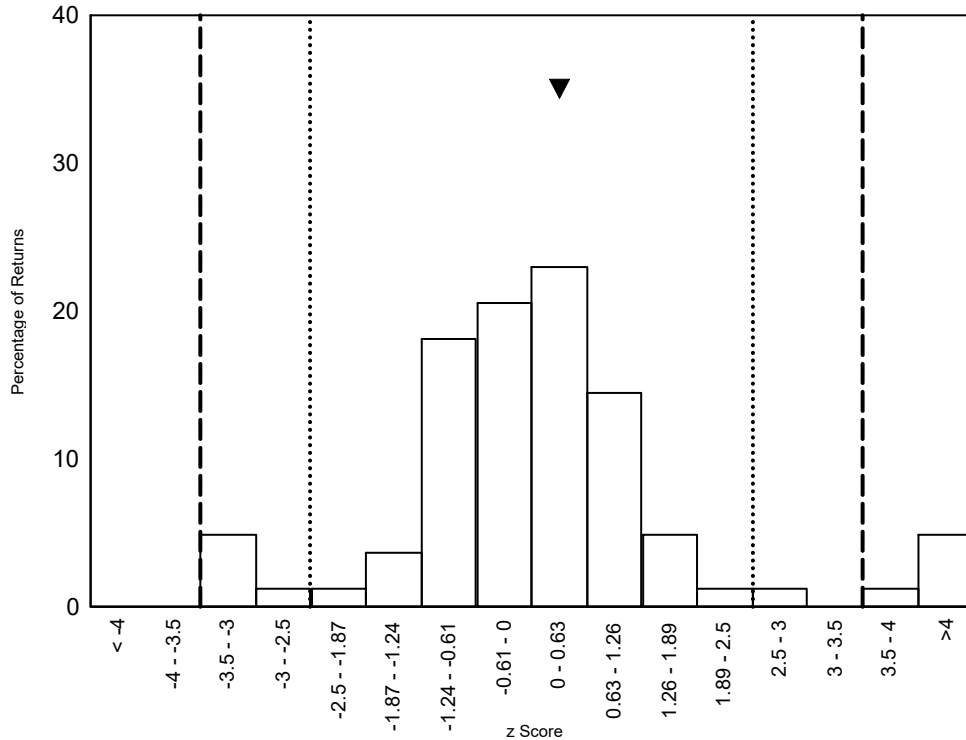
**\*z Score Limits Definitions**

Please note the scale below is applicable to the tables above and to the z score histograms and Shewhart control charts that follow. It is not applicable to the Cusum control charts.



**Histograms of Participant z Scores**

Percentage MRD Population -  
Please note ▼ denotes your result

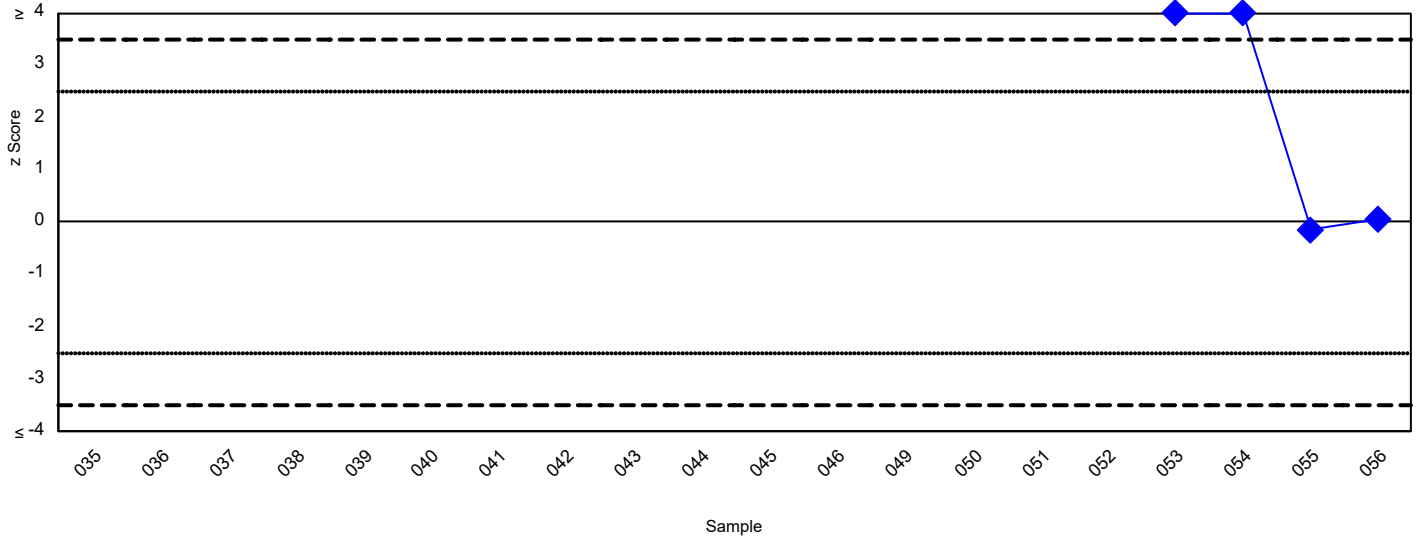


**Measurable Residual Disease for AML by Flow Cytometry (Not Accredited) Programme**

**Shewhart Control Charts**

(Please note each data point represents a single sample)

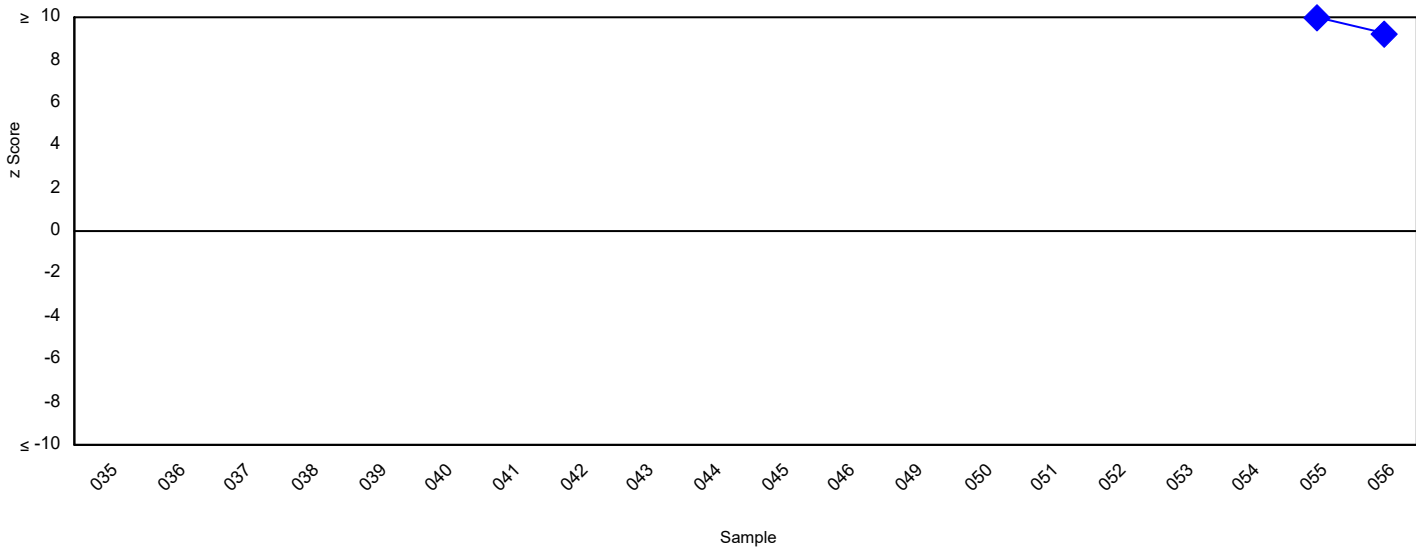
Values (Percentage MRD Population)



**Cusum Control Charts**

(Please note each data point represents the sum of the z scores of the current sample and the two previous samples)

Values (Percentage MRD Population)



**Measurable Residual Disease for AML by Flow Cytometry (Not Accredited) Programme**

**Flow Cytometer Specific Statistics**

(Please note only groups of >0 returns are displayed)

Method	Count Values (%)		
	Returns	Robust Mean	Robust SD
CytoFlex	1	0.0176	0.0000
DxFLEX	6	0.2981	0.0700
FACSCanto	2	0.2345	0.0553
FACSCanto II	24	0.2915	0.0711
FACSLyric	25	0.2794	0.0872
FACSVerse	1	0.3200	0.0000
LSR2	1	0.4230	0.0000
Navios	21	0.2725	0.1098
Northern Lights	1	0.3300	0.0000

**MRD Group Specific Statistics**

(Please note only groups of >0 returns are displayed)

Method	Count Values (%)		
	Returns	Robust Mean	Robust SD
iBFM	7	0.2726	0.0685
NOPHO	11	0.3034	0.0431
Not-Affiliated	54	0.2790	0.0961
Other	7	0.3414	0.0673
UK NCRI AML	1	0.1900	0.0000

## Information with respect to compliance with standards BS EN ISO/IEC 17043:2010

4.8.2 a) The proficiency testing provider for this programme is:

UK NEQAS for Leucocyte Immunophenotyping

Pegasus House, 4<sup>th</sup> Floor Suite

463A Glossop Road

Sheffield, S10 2QD

United Kingdom

Tel: +44 (0) 114 267 3600

e-mail: amanda.newbould@ukneqasli.co.uk

4.8.2 b) The coordinators of UK NEQAS LI programmes are Mr Liam Whitby (Director) and Mr Stuart Scott (Centre Manager).

4.8.2 c) Person(s) authorizing this report:

Mr Liam Whitby (Director) or Mr Stuart Scott (Centre Manager) of UK NEQAS LI.

4.8.2 d) No activities in relation to this EQA exercise were subcontracted.

4.8.2 g) The UK NEQAS LI Confidentiality Policy can be found in the Quality Manual which is available by contacting the UK NEQAS LI office. Participant details, their results and their performance data remain confidential unless revealed to the relevant NQAAP when a UK participant is identified as having performance issues.

4.8.2 i) All EQA samples are prepared in accordance with strict Standard Operational Procedures by trained personnel proven to ensure homogeneity and stability. Where appropriate/possible EQA samples are tested prior to issue. Where the sample(s) issued is stabilised blood or platelets, pre and post stability testing will have proved sample suitability prior to issue.

4.8.2 l), n), o), r) & s) Please refer to the UK NEQAS LI website at [www.ukneqasli.co.uk](http://www.ukneqasli.co.uk) for detailed information on each programme including the scoring systems applied to assess performance (for BS EN ISO/IEC 17043:2010 accredited programmes only). Where a scoring system refers to the 'consensus result' this means the result reported by the majority of participants for that trial issue. Advice on the interpretation of statistical analyses and the criteria on which performance is measured is also given. Please note that where different methods/procedures are used by different groups of participants these may be displayed within your report, but the same scoring system is applied to all participants irrespective of method/procedure used.

4.8.2 m) We do not assign values against reference materials or calibrants.

4.8.2 q) Details of the programme designs as authorized by The Steering Committee and Specialist Advisory Group can be found on our website at [www.ukneqasli.co.uk](http://www.ukneqasli.co.uk). The proposed trial issue schedule for each programme is also available.

4.8.2 t) If you would like to discuss the outcomes of this trial issue, please contact UK NEQAS LI using the contact details provided. Alternatively, if you are unhappy with your performance classification for this trial, please find the appeals procedure at [www.ukneqasli.co.uk/contact-us/appeals-and-complaints/](http://www.ukneqasli.co.uk/contact-us/appeals-and-complaints/)

4.8.4) The UK NEQAS LI Policy for the Use of Reports by Individuals and Organisations states that all EQA reports are subject to copyright, and, as such, permission must be sought from UK NEQAS LI for the use of any data and/or reports in any media prior to use. See associated policy on the UK NEQAS LI website: <http://www.ukneqasli.co.uk/eqa-pt-programmes/new-participant-information/>