

Measurable Residual Disease for AML by Flow Cytometry (Not Accredited) Programme
All Participant Report

Distribution - 232402

Sample - 059

Participant ID - 43347

Date Issued - 04 September 2023

Closing Date - 22 September 2023

Machine Used - FACSCanto II

Trial Comments

This exercise was issued to 112 participants of which 98 (87.5%) returned results at the time of report generation. Of the non returning centres, 5 had requested an extension to the exercise deadline and 1 was a pre notified non return.

Sample Comments

The sample was manufactured by UK NEQAS using an AML patient sample and stabilised whole blood

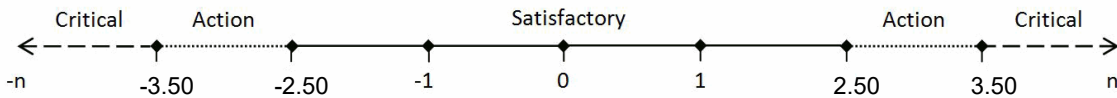
Results and Performance

Percentage MRD Population	Your Results (%)	Robust Mean (%)	Robust SD (%)
	0.0500	0.1111	0.0384

Percentage MRD Population	z Score*	Performance Status for this Sample	Performance Status Classification Over 12 Sample Period		
			Satisfactory	Action	Critical
	-1.59	Satisfactory	5	0	2

***z Score Limits Definitions**

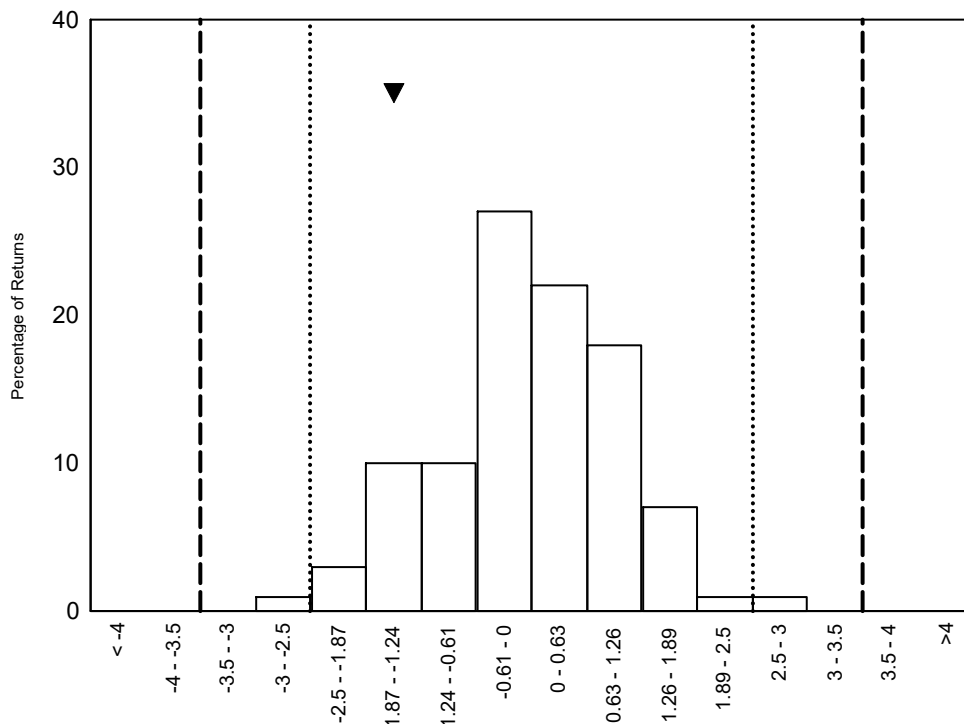
Please note the scale below is applicable to the tables above and to the z score histograms and Shewhart control charts that follow. It is not applicable to the Cusum control charts.



Histograms of Participant z Scores

Percentage MRD Population -

Please note ▼ denotes your result

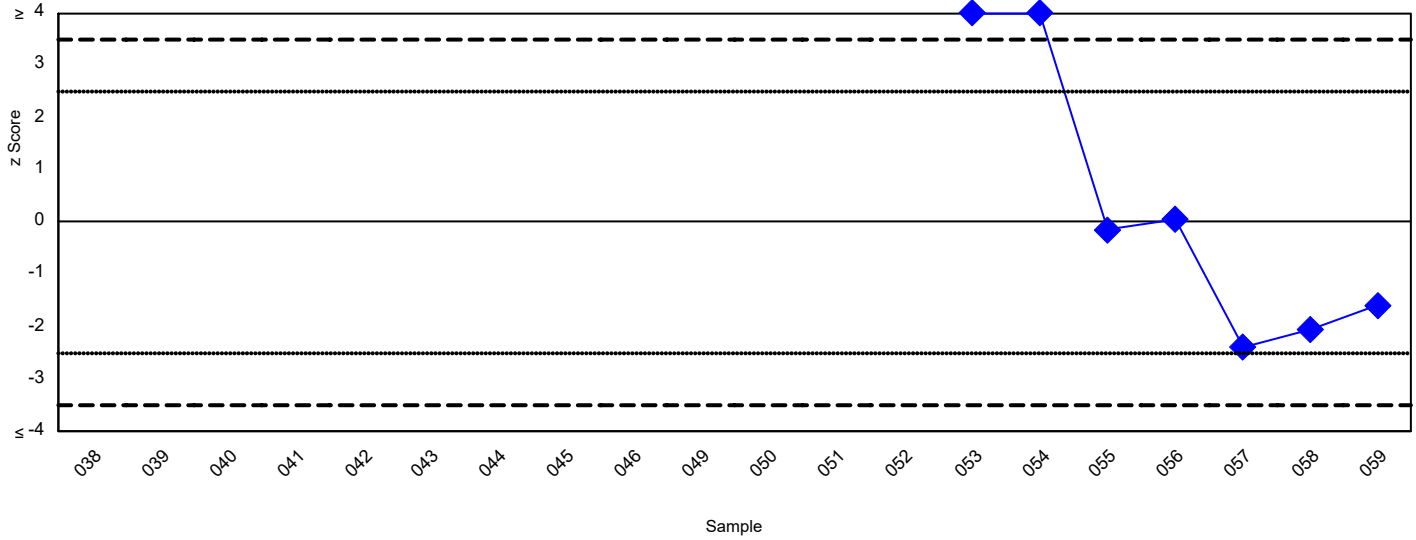


Measurable Residual Disease for AML by Flow Cytometry (Not Accredited) Programme

Shewhart Control Charts

(Please note each data point represents a single sample)

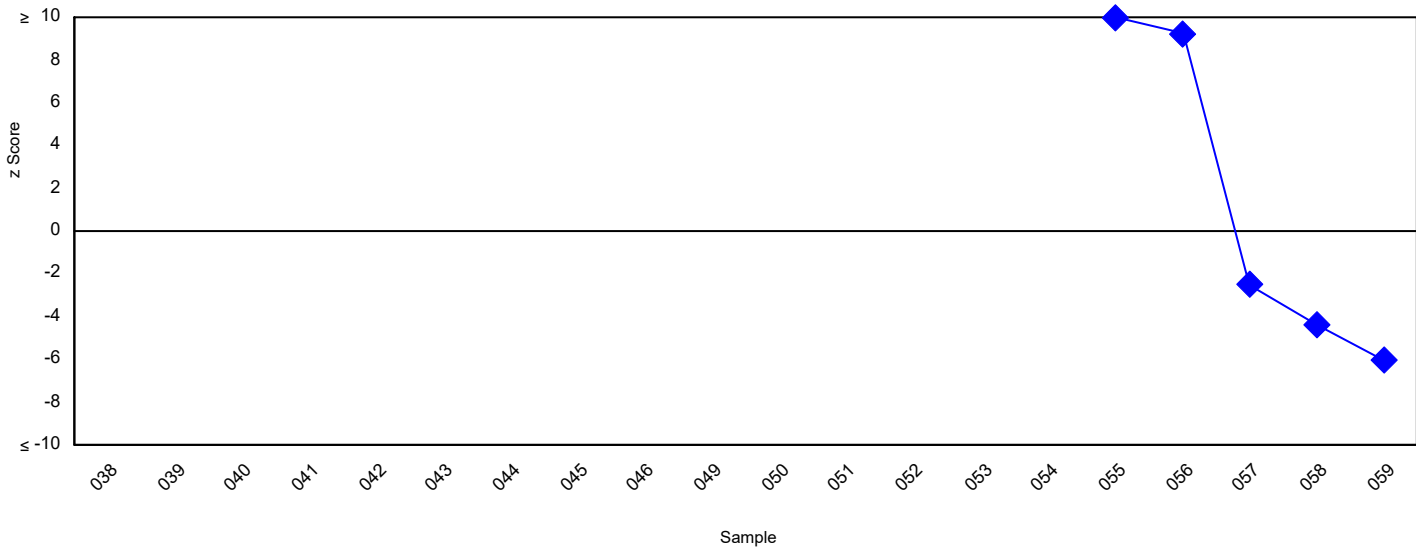
Values (Percentage MRD Population)



Cusum Control Charts

(Please note each data point represents the sum of the z scores of the current sample and the two previous samples)

Values (Percentage MRD Population)



Measurable Residual Disease for AML by Flow Cytometry (Not Accredited) Programme

Flow Cytometer Specific Statistics

(Please note only groups of >0 returns are displayed)

Method	Count Values (%)		
	Returns	Robust Mean	Robust SD
CytoFlex	2	0.0871	0.0210
DxFLEX	12	0.0999	0.0540
FACSAria II	1	0.0630	0.0000
FACSCanto II	29	0.1194	0.0370
FACSLytic	29	0.1226	0.0287
Gallios	1	0.1100	0.0000
LSR2	1	0.0920	0.0000
LSRFortessa	1	0.0438	0.0000
Navios	20	0.0997	0.0331
Northern Lights	1	0.0300	0.0000

MRD Group Specific Statistics

(Please note only groups of >0 returns are displayed)

Method	Count Values (%)		
	Returns	Robust Mean	Robust SD
iBFM	7	0.1171	0.0346
NOPHO	14	0.1364	0.0188
Not-Affiliated	66	0.1072	0.0374
Other	4	0.0755	0.0530
UK NCRI AML	2	0.1090	0.0497

Measurable Residual Disease for AML by Flow Cytometry (Not Accredited) Programme

Distribution - 232402

Sample - 060

Participant ID - 43347

Date Issued - 04 September 2023

Closing Date - 22 September 2023

Machine Used - FACSCanto II

Trial Comments

This exercise was issued to 112 participants of which 98 (87.5%) returned results at the time of report generation. Of the non returning centres, 5 had requested an extension to the exercise deadline and 1 was a pre notified non return.

Sample Comments

The sample was manufactured by UK NEQAS using an AML patient sample and stabilised whole blood


Results and Performance

Percentage MRD Population	Your Results (%)	Robust Mean (%)	Robust SD (%)
	0.0300	0.0655	0.0234

Percentage MRD Population	z Score*	Performance Status for this Sample	Performance Status Classification Over 12 Sample Period		
			Satisfactory	Action	Critical
	-1.52	Satisfactory	6	0	2

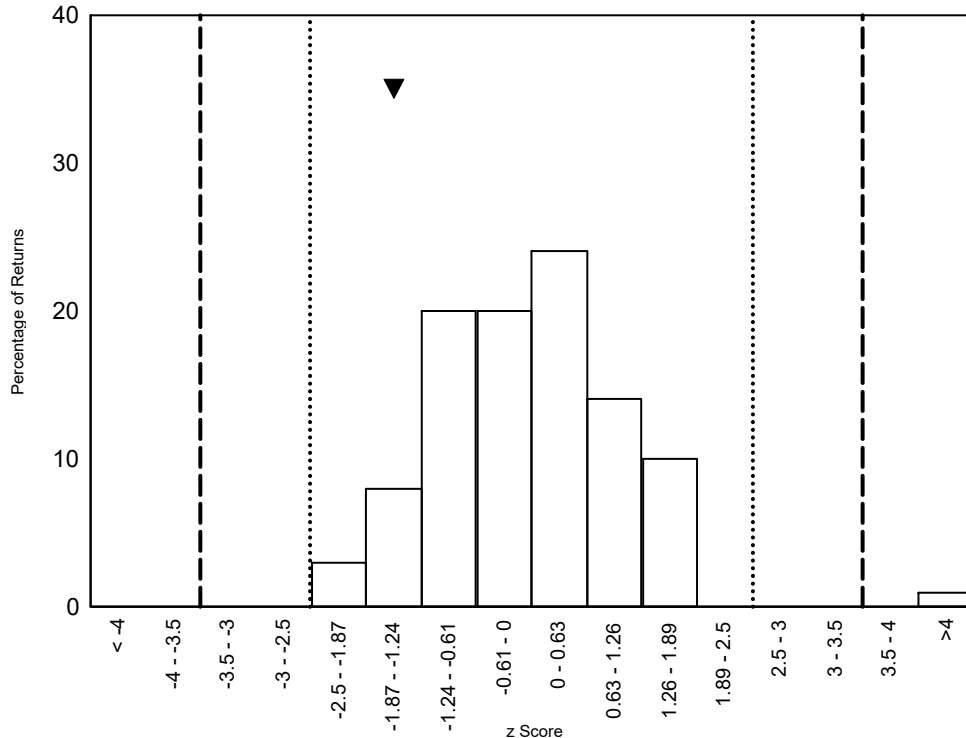
***z Score Limits Definitions**

Please note the scale below is applicable to the tables above and to the z score histograms and Shewhart control charts that follow. It is not applicable to the Cusum control charts.



Histograms of Participant z Scores

Percentage MRD Population -
Please note ▼ denotes your result

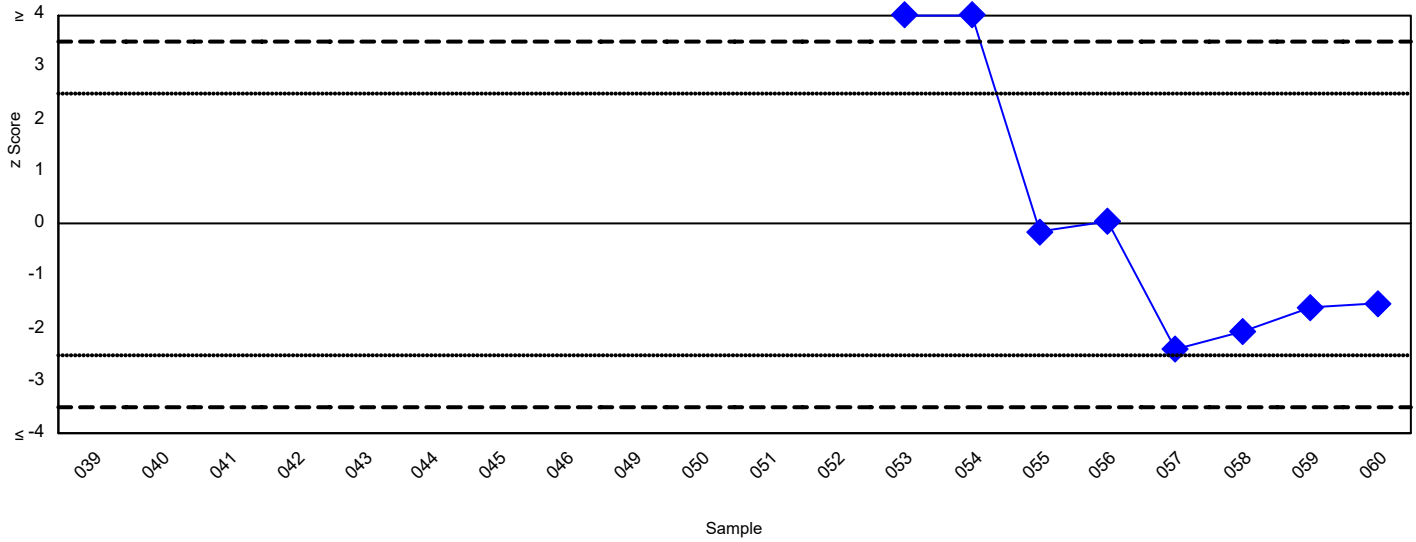


Measurable Residual Disease for AML by Flow Cytometry (Not Accredited) Programme

Shewhart Control Charts

(Please note each data point represents a single sample)

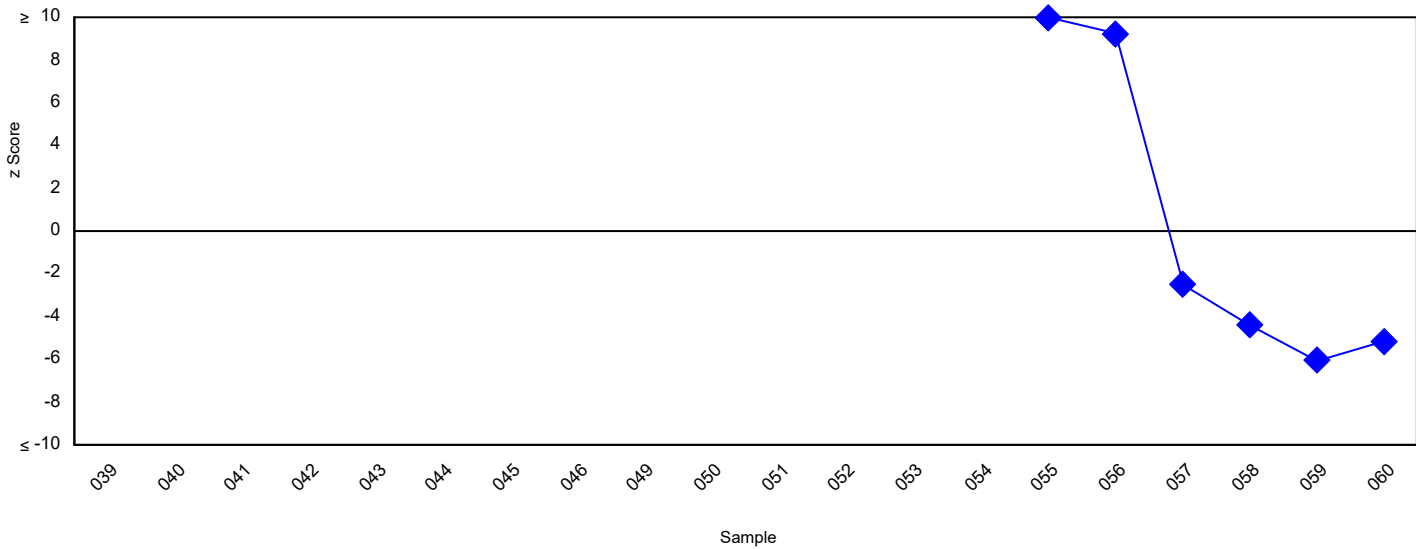
Values (Percentage MRD Population)



Cusum Control Charts

(Please note each data point represents the sum of the z scores of the current sample and the two previous samples)

Values (Percentage MRD Population)



Measurable Residual Disease for AML by Flow Cytometry (Not Accredited) Programme

Flow Cytometer Specific Statistics

(Please note only groups of >0 returns are displayed)

Method	Count Values (%)		
	Returns	Robust Mean	Robust SD
CytoFlex	2	0.0597	0.0172
DxFLEX	12	0.0614	0.0322
FACSCanto II	30	0.0708	0.0249
FACSLyric	30	0.0682	0.0201
Gallios	1	0.0700	0.0000
LSR2	1	0.0680	0.0000
LSRFortessa	1	0.0261	0.0000
Navios	20	0.0586	0.0167
Northern Lights	1	0.0100	0.0000

MRD Group Specific Statistics

(Please note only groups of >0 returns are displayed)

Method	Count Values (%)		
	Returns	Robust Mean	Robust SD
iBFM	7	0.0668	0.0174
NOPHO	14	0.0811	0.0152
Not-Affiliated	66	0.0615	0.0201
Other	5	0.0468	0.0336
UK NCRI AML	2	0.0630	0.0113

Information with respect to compliance with standards BS EN ISO/IEC 17043:2010

4.8.2 a) The proficiency testing provider for this programme is:

UK NEQAS for Leucocyte Immunophenotyping

Pegasus House, 4th Floor Suite

463A Glossop Road

Sheffield, S10 2QD

United Kingdom

Tel: +44 (0) 114 267 3600

e-mail: amanda.newbould@ukneqasli.co.uk

4.8.2 b) The coordinators of UK NEQAS LI programmes are Mr Liam Whitby (Director) and Mr Stuart Scott (Centre Manager).

4.8.2 c) Person(s) authorizing this report:

Mr Liam Whitby (Director) or Mr Stuart Scott (Centre Manager) of UK NEQAS LI.

4.8.2 d) No activities in relation to this EQA exercise were subcontracted.

4.8.2 g) The UK NEQAS LI Confidentiality Policy can be found in the Quality Manual which is available by contacting the UK NEQAS LI office. Participant details, their results and their performance data remain confidential unless revealed to the relevant NQAAP when a UK participant is identified as having performance issues.

4.8.2 i) All EQA samples are prepared in accordance with strict Standard Operational Procedures by trained personnel proven to ensure homogeneity and stability. Where appropriate/possible EQA samples are tested prior to issue. Where the sample(s) issued is stabilised blood or platelets, pre and post stability testing will have proved sample suitability prior to issue.

4.8.2 l), n), o), r) & s) Please refer to the UK NEQAS LI website at www.ukneqasli.co.uk for detailed information on each programme including the scoring systems applied to assess performance (for BS EN ISO/IEC 17043:2010 accredited programmes only). Where a scoring system refers to the 'consensus result' this means the result reported by the majority of participants for that trial issue. Advice on the interpretation of statistical analyses and the criteria on which performance is measured is also given. Please note that where different methods/procedures are used by different groups of participants these may be displayed within your report, but the same scoring system is applied to all participants irrespective of method/procedure used.

4.8.2 m) We do not assign values against reference materials or calibrants.

4.8.2 q) Details of the programme designs as authorized by The Steering Committee and Specialist Advisory Group can be found on our website at www.ukneqasli.co.uk. The proposed trial issue schedule for each programme is also available.

4.8.2 t) If you would like to discuss the outcomes of this trial issue, please contact UK NEQAS LI using the contact details provided. Alternatively, if you are unhappy with your performance classification for this trial, please find the appeals procedure at www.ukneqasli.co.uk/contact-us/appeals-and-complaints/

4.8.4) The UK NEQAS LI Policy for the Use of Reports by Individuals and Organisations states that all EQA reports are subject to copyright, and, as such, permission must be sought from UK NEQAS LI for the use of any data and/or reports in any media prior to use. See associated policy on the UK NEQAS LI website: <http://www.ukneqasli.co.uk/eqa-pt-programmes/new-participant-information/>